

# Meeting the Challenges Re-entry Programs and Transitional Managers



Reintegration Puzzle Conference 2009  
Dept Corrective Services Western Australia

 **Adult prison population is 4560**

**WA has 13 prison facilities**

**40.2 % of the prison population is Indigenous**

**“all Aboriginal males born in 1977 in Western Australia have had contact with the justice system by age 29”**



Reintegration Puzzle Conference 2009

Dept Corrective Services Western Australia

**8% of the prison population is female**

**Return to prison rate is 38.3%**

**Population projections indicate by June 10 there will be 5300 prisoners and June 2020 7700 prisoners.**



# Purpose

- Providing opportunities to people in custody and the community
- To address social exclusion factors
- To maximise successful re-integration by contracting, relationship building and facilitating services
- Working with government and non-government agencies

# Non Government Agreements

- 
- Has been in operation since 2003 with 24 Staff members
  - Rapid expansion due to the Reducing Offending Strategy funding
  - Introduction of 12 Transitional Managers in every prison
  - Sixty Service Agreements currently in place across the state of WA

# Transitional Managers



- **Change management**
- **Coordinator of services**
- **Identifying new services**
- **Per qtr averaging 4500 referrals to non-contracted services**
- **A multidisciplinary approach**

# Transitional Managers

- Prisoner Resettlement Clerks
- Innovation- filling service gaps- contributing to the big picture
- Women's Needs Assessment Pilot

# Review Findings

## Custodial Inspectorate

Back to prison

Law abiding citizen

Committing offences

➤ *“Between January 2009 and the inspection in April 2009, the Transitional Manager had processed formal requests for assistance from 161 prisoners, equating to almost 65 per cent of the prisoner population”*

➤ *“While the Transitional Manager position is still developing, there is already ample evidence to suggest that it will be an extremely valuable resource for Wooroloo Prison Farm.”*

Reintegration Puzzle Conference 2009

Dept Corrective Services Western Australia



# Re-entry Link Program

- Assisting offenders with improved re-entry/transition services
- Operates in every prison in WA by nine Service Providers
- 3 mths pre- release & 6 mth post release support



# Re-entry Link Program

- Through- care support
- Case management service specific to offender needs
- Culturally appropriate services
- Finding accommodation and linking with accommodation related services
- Forming partnerships with services in the community to support prisoners post-release

# Re-entry Link Program



## Life-skills information sessions

Reintegration Puzzle Conference 2009

Dept Corrective Services Western Australia



# Re-entry Key Achievements

➤ Men's Outreach Service- Balgo

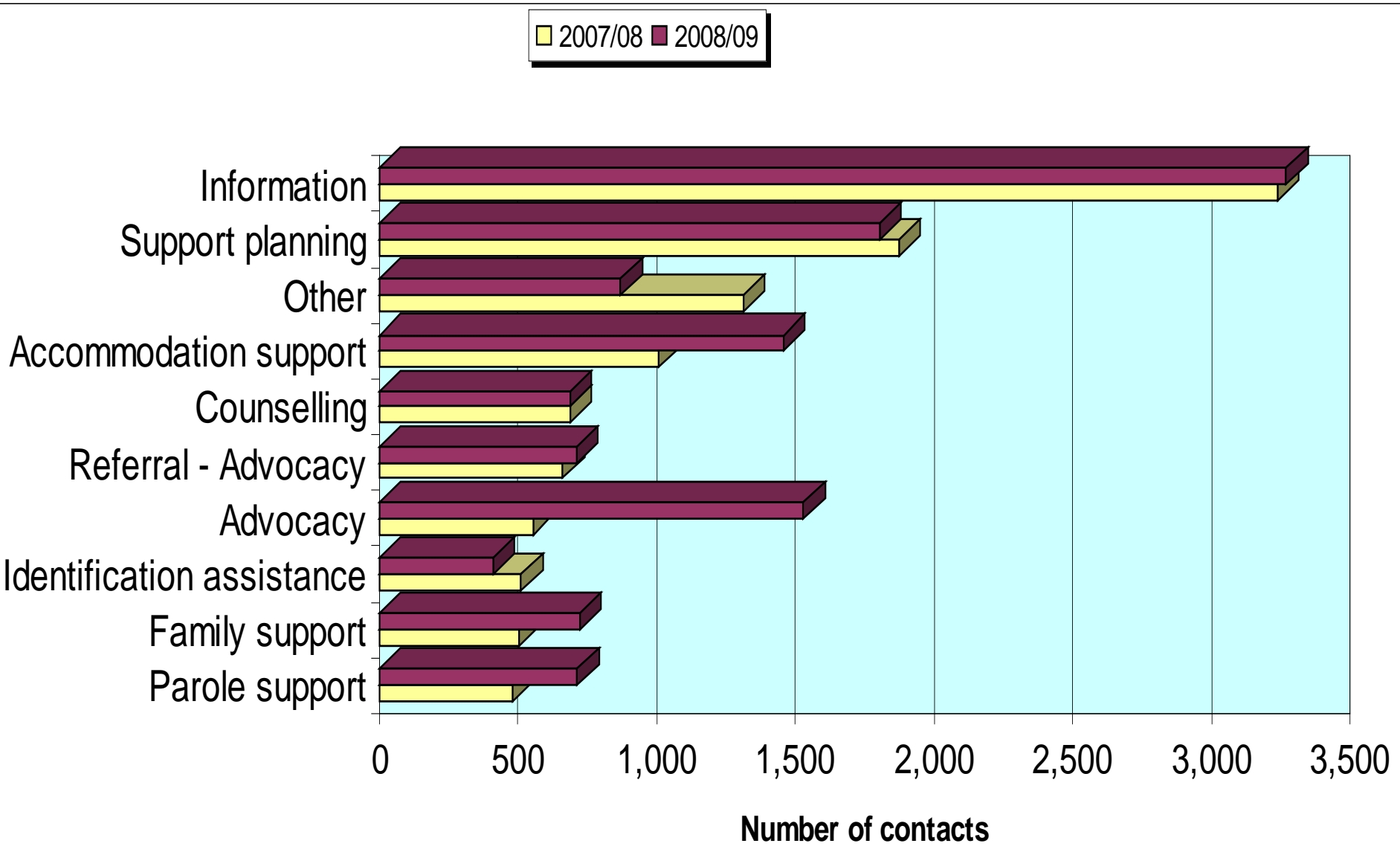
➤ Outcare

➤ Outreach Services

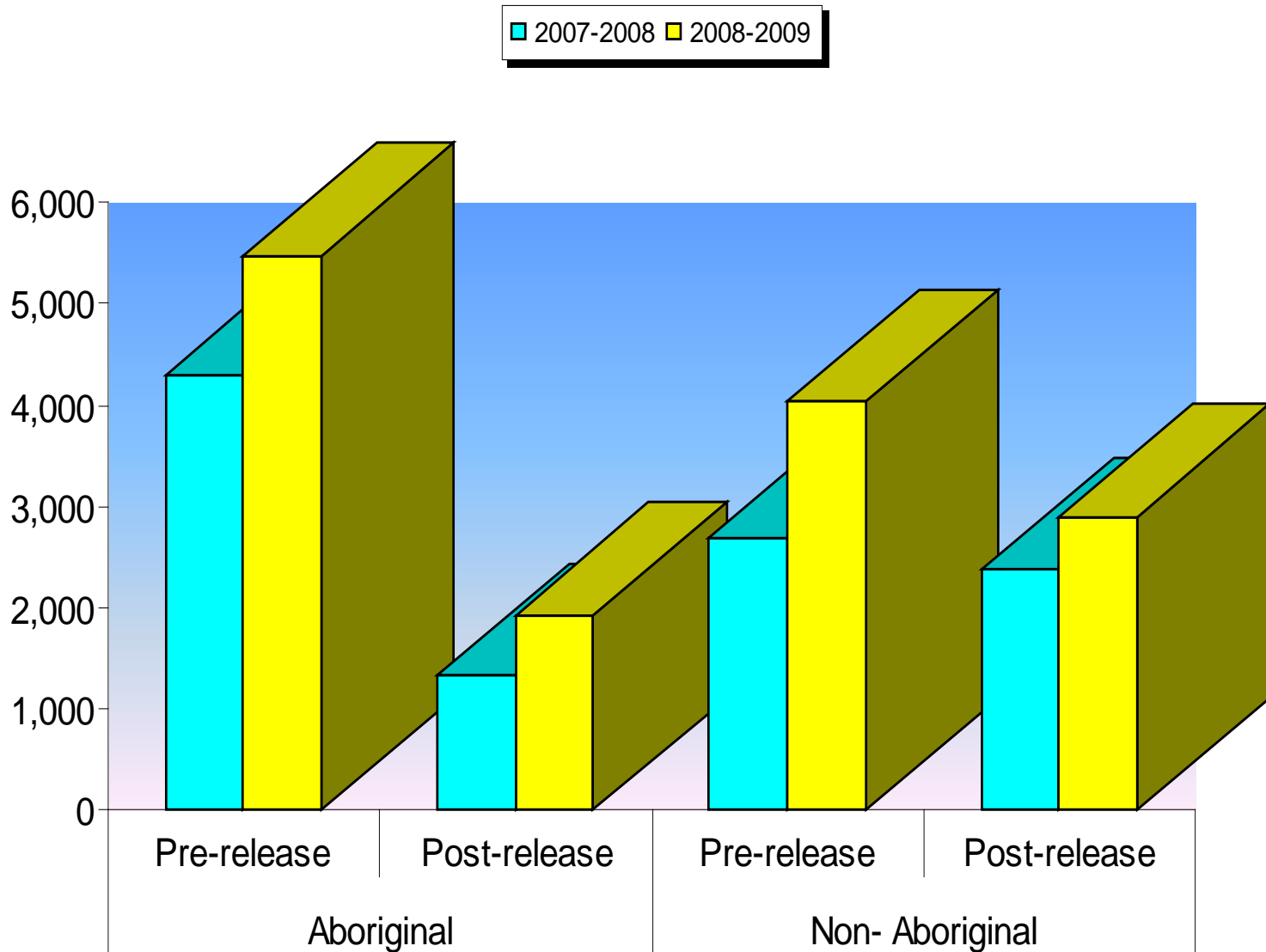


# Re-entry Program

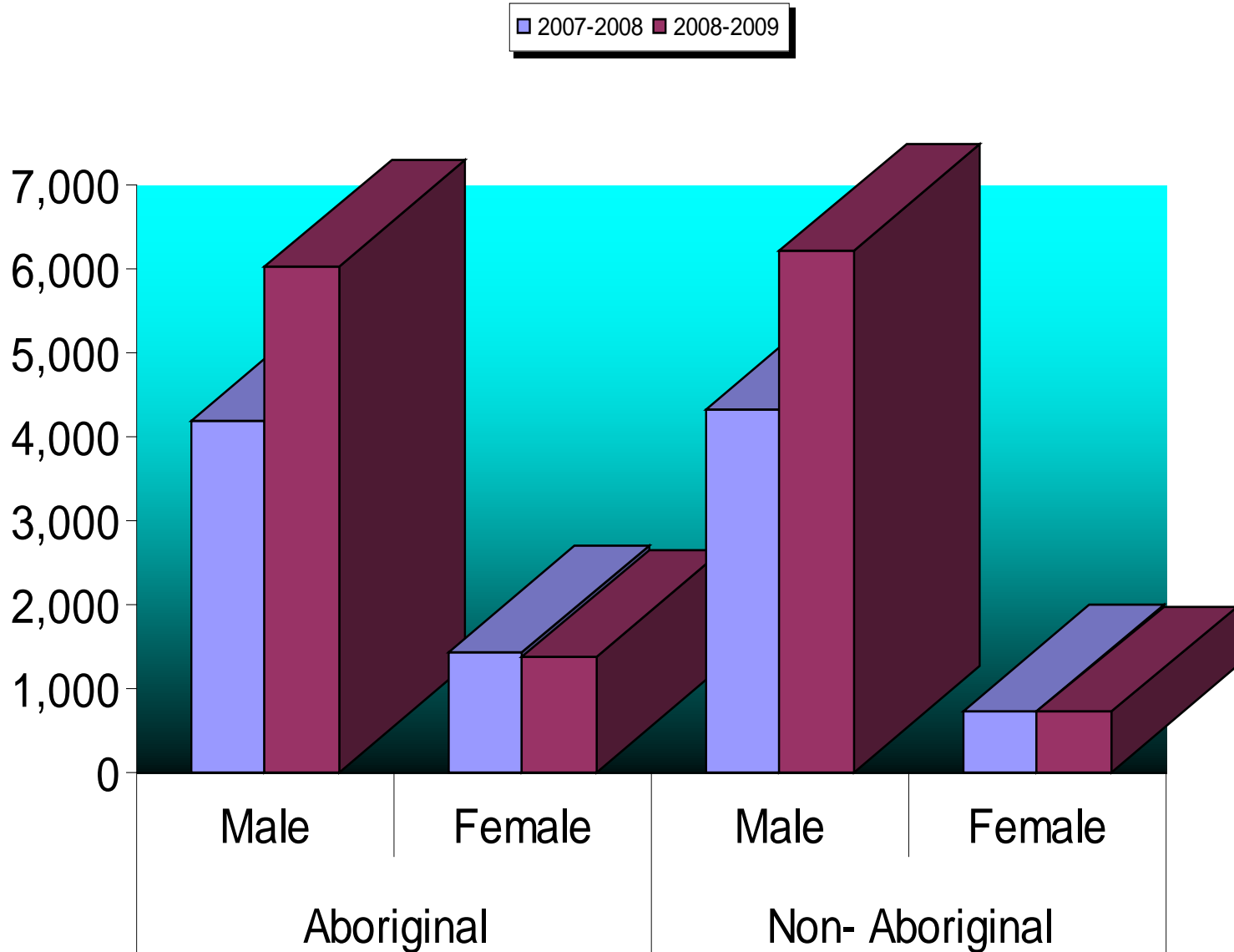
## Formal Client Contacts - Primary Service Support



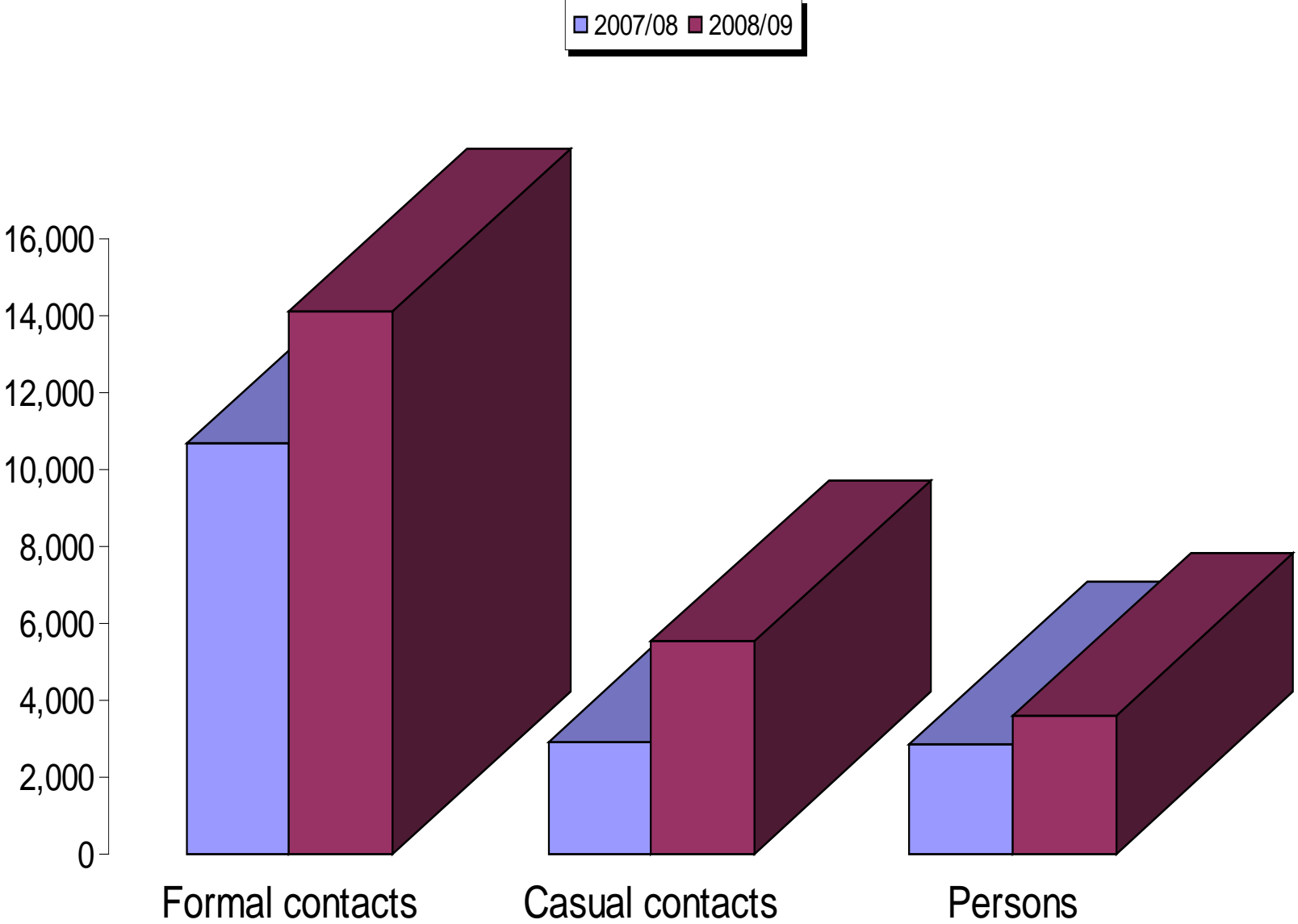
# Formal Re-entry Program Pre-release and Post-release Contacts



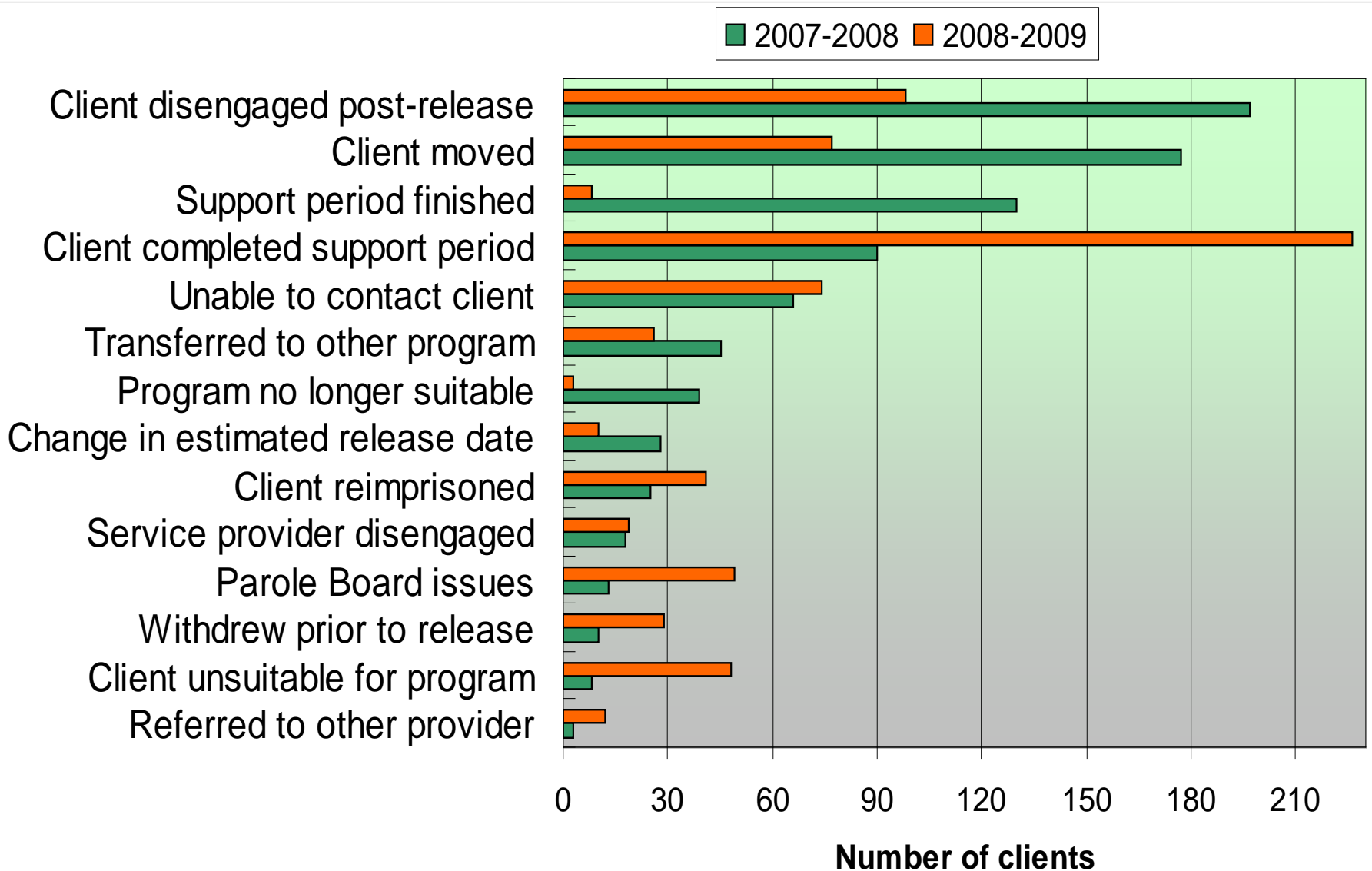
# Formal Re-entry Program Contacts by Aboriginality and Gender



# Re-entry Program Client Contacts and Persons



# Re-entry Program Reasons for Exit



# Transport Options Program

- To transport newly released prisoners back to their communities
- Hybrid of options - public transport, air/mail airplane, motor vehicle
- Displaced Indigenous prisoners

# Transport Options Program

➤ TOP Policy- Addressing Risk

➤ Fit for Travel

➤ Training

➤ Vehicle Requirements

➤ Emergency Management

Reintegration Puzzle Conference 2009

Dept Corrective Services Western Australia



# Intergenerational Change

- **Parenting Assistance Support Service -Ngala**
- **Support , education and advice to parents and potential parents**
- **Positive parenting role contributing to a better future for the mother, their children and the family**
- **Introduction of Accommodation Re-integration service for mothers exiting custody with residential children**

# Supported Accommodation

- 
- A close-up photograph of a hand holding a small, light blue plastic house model. The hand is positioned as if presenting the model. The background is dark and out of focus.
- **Transitional Accommodation & Support Service (TASS)- 6mth tenancy- 36 houses**
  - **Short Term & Emergency Accommodation (STEAM)**
  - **3 new supported accommodation agreements as a result of Reducing Offending Strategy**

Reintegration Puzzle Conference 2009

Dept Corrective Services Western Australia

# Supported Accommodation

- 
- Filter methodology
  - COAG White Paper-National Partnership Agreement- 5 new supported accommodation services
  - 260+ accommodation placements per annum

# Evaluation Findings

- Independent evaluation by Shelby Consulting- complete Jan 2008
- The Re-entry Programs are well designed and based on “extensive research and robust design principles”



# Future Direction

- **Master Agreements**
- **Throughcare- a departmental common understanding**
- **Needs Assessment focused on social exclusion factors**
- **Re-entry Client Group-Governance Board**

Reintegration Puzzle Conference 2009

Dept Corrective Services Western Australia



**Achieving social inclusion and limiting contact with the justice system by:**

- **being an industry leader in non-government contracting;**
- **facilitating sustainable, holistic pre and post release services for people that benefit the individual and the community.**



**VISION**

Reintegration Puzzle Conference 2009

Dept Corrective Services Western Australia